

GGD 固定式低压开关柜框架

Low voltage fixed type switch cabinet



概述 General

柜架采用 8MF 型开口型钢，型钢的二侧分别有模数为 20mm 和 100mm 的安装孔，柜架内部安装灵活方便；

柜架装配形式设计为两种，全组装式结构和部分（侧框和横梁）焊接式结构，供用户选择；元器件均采用固定安装固定接成。

The cabinet body is made of the 8MF type openended profiled bar, the two sides of the profiled bar has the 20mm and 100mm installment hole respectively, the cabinet body's interior installment is flexible and convenient

The cabinet assembly form is designed into two kinds: the entire assembly type structure and partial (side frame and crossbeam) welds type structure for user's choice. The component is installed immovably.

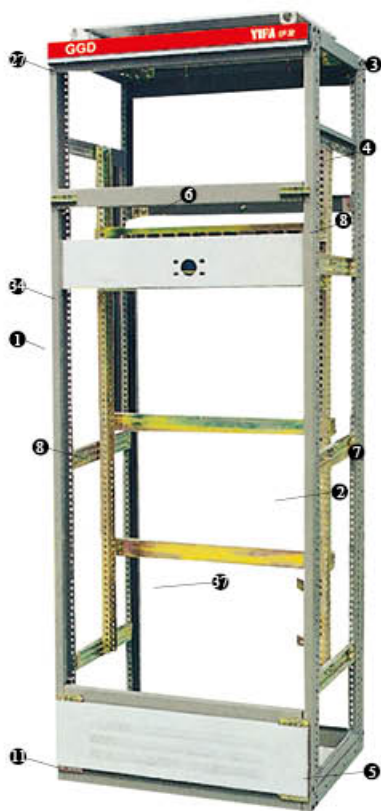


图 1

使基本框架的安装 The installment of the basic frame

左侧框 1，右侧框 2，横梁 5（共四根），由 24 只 M10 内六角螺钉连接成 GGD 基本框架（图 1）。注意：带有接地的一要横梁应安装在前下方（图 2）。四只角支架 29 将横梁和左右侧框进一步加固（图 5）。

Left-sided frame 1, right-sided frame 2, crossbeam 5 (four pieces altogether), GGD basic frame is connected by twenty four M10 interior six angle bolts (refer to chart 1) Caution: the crossbeam earthed should be installed at front-and down (refer to chart 2). Four angle supports 29 further reinforce the crossbeam and right-sided and left-sided frames.

门横梁、刀开关旋钮安装梁的安装

Door's crossbeam, the installment of sword switch revolving installment beam

上方二根门横梁 6（前后各一根），安装位置为自上往下第 20、23 个安装孔（间距为 20mm），由螺钉通过联接件 30，将门横梁和左、右侧框连接；前面下的一根门横梁安装位置为自下往上数第 10、13 个安装孔（间距为 20mm）由螺钉通过联接件 30 和左、右侧框连接（图 2、图 3）。刀开关旋转安装梁 24，安装位置为自上往下数第 29、31、33 个安装孔，由螺钉经垫板 24 和左、右侧框连接（图 6）。

Place two door crossbeams 6 above (one in front and the other back), install them into the 20th, 23rd installment holes from the top down (the spacing is 20mm), pass through the connection piece 30 by the bolt, connect the door crossbeam with the right-sided frame and left sided beam; the door crossbeam in front is placed into the 10, 13 installment holes (space is 20mm), connect the connection piece 30 with the right and left frame through bolts. (see the charter 2 and 3). Sword switch revolving installment beam 24 is placed into 29th, 31st, 33rd installment holes. Connect the mat 24 with the right and left frame through bolts.




图 2




图 3



图 4




图 5

GGD 安装索引表 GGD installment's index table

名称 Name	单位 Unit	数量 No.	备注 Remark
左侧框 left-sided frame	片 Piece	1	EMF
右侧框 right-sided frame	片 Piece	1	EMF
侧上横梁 above-sided crossbeam	根 Radix	2	
上母线安装梁 up-sided bus bar installment girder	根 Radix	2	
横梁 crossbeam	根 Radix	4	其中一根含接地部件 one including earthed pieces
门横梁 door's crossbeam	根 Radix	3	
纵横梁 vertical crossbeam	根 Radix	8	
内立柱 1600 interior standing colummiation 1600	根 Radix	2	镀锌 Zinc-gilt
(内六角) 定位螺钉 $\phi 10 \times 30$ interior six angles bolts used for orientation $\phi 10 \times 30$	套 Set	24	镀锌 Zinc-gilt
上通风窗 above net window	块 Piece	1	
下通风窗 below net window	块 Piece	1	
仪表门 instrument's door	块 Piece	1	
左后门 left sided back door	块 Piece	1	
右后门 right sided back door	块 Piece	1	
左前门 left sided front door	块 Piece	1	
右前门 right sided front door	块 Piece	1	
底板 motherboard	块 Piece	1	
侧板或隔板 side board or clapboard	块 Piece	1	选配 Assemble according to each group
顶盖支柱 top cover's support	根 Radix	4	镀锌 Zinc-gilt
顶板 1 top board 1	块 Piece	1	
顶板 2 top board 2	块 Piece	1	含活动网板 including movable net board

名称 Name	单位 Unit	数量 No.	备注 Remark
挂钩螺套 pothook snail shell	只 Piece	6	镀锌 Zinc-gilt
GMS-1/2 门锁 GMS-1/2 door lock	套 Set	2	镀锌 Zinc-gilt
端子板支架 terminal plate's support	只 Piece	2	镀锌 Zinc-gilt
底板支架 motherboard's support	只 Piece	4	镀锌 Zinc-gilt
眉头 brows	根 Radix	2	含眉端板
门密封条“凸”型 door's airproof seal “凸” type	米 Meter	20	
三角支架 triangle support	只 Piece	4	镀锌 Zinc-gilt
联接件 link piece	只 Piece	6	镀锌 Zinc-gilt
支架“单” support “single”	只 Piece	9	镀锌 Zinc-gilt
支架“双” support “double”	只 Piece	9	镀锌 Zinc-gilt
吊环 flying rings	只 Piece	4	镀锌 Zinc-gilt
刀开关旋转安装梁 sword switch revolving installment beam	根 Radix	1	
上下门轴 door's upper and down spindle	套 Set	5	
刀开关安装梁 sword switch installment beam	根 Radix	2	镀锌 Zinc-gilt
断路器安装梁 breaker installment beam	根 Radix	2	镀锌 Zinc-gilt
锁杆 pole lock top	根 Radix	4	镀锌 Zinc-gilt
眉端板 terminal plate	只 Piece	4	镀锌 Zinc-gilt
滚花螺钉 f8x25 like-flower rolled bolt f8x25	只 Piece	65	镀锌 Zinc-gilt
滚花螺钉 f5x16 like-flower rolled bolt f5x16	只 Piece	30	镀锌 Zinc-gilt
门轴芯 door's axes	只 Piece	5	镀锌 Zinc-gilt